

Diamond[®]

DISTINCTION™ SERIES

VIBE™ SERIES

DOOR STYLES & FINISHES



Diamond[®]

Make your mark.[™]

Express your style confidence with Diamond[®].
From the most mouth-watering color and
oh-so-stylish storage options to the
well-executed basics, count on Diamond
to deliver the look you want, the quality you expect,
and a range of prices to satisfy, all backed by the
reassurance of a limited lifetime warranty.

 **EDGE[™] SERIES**
Premium Semi-Custom Cabinetry

 **DISTINCTION[™] SERIES**
Semi-Custom Cabinetry

 **VIBE[™] SERIES**
Value Semi-Custom Cabinetry



DISTINCTION™ SERIES

More than just a pretty face.™

Looks matter, but true beauty is more than skin deep. The Diamond® Distinction™ Series offers clever organization to ensure your kitchen is as smart as it is stylish, just like you.



FULL OVERLAY STYLES

(A) ALDER
(C) CHERRY
(D) MDF

(H) RUSTIC HICKORY
(M) MAPLE

(O) OAK
(R) RUSTIC ALDER



Sumner
5-Piece Drawer Front
(A)(C)(H)(M)(O)(R)



Sumner
Slab Drawer Front
(A)(C)(H)(M)(O)(R)



Breman
5-Piece Drawer Front
(A)(C)(D)(H)(M)(O)(R)



Breman
Slab Drawer Front
(A)(C)(D)(H)(M)(O)(R)



Bryant
5-Piece Drawer Front
(A)(C)(D)(H)(M)(O)(R)



Bryant
5-Piece Narrow Rail Drawer Front
(A)(C)(D)(H)(M)(O)(R)



Bryant
Slab Drawer Front
(A)(C)(D)(H)(M)(O)(R)



Hanlon
Profiled Slab Drawer Front
(C)(M)

Door style also available in Edge™ Series with different species and finish offering. See your designer or the Edge door and finish guide for details.

Door style also available in Vibe™ Series with different species and finish offering. See details beginning on page 16.

More than just a pretty face.™



FULL OVERLAY STYLES

(A) ALDER
(C) CHERRY
(D) MDF
(H) RUSTIC HICKORY
(M) MAPLE
(O) OAK
(R) RUSTIC ALDER



Shiloh
5-Piece Drawer Front
(A)(C)(H)(M)(R)



Shiloh
Profiled Slab Drawer Front
(A)(C)(H)(M)(R)



Leeton
5-Piece Drawer Front
(C)(M)



Leeton
Slab Drawer Front
(C)(M)



Julien
5-Piece Drawer Front
(C)(M)



Julien
Profiled Slab Drawer Front
(C)(M)



Caldera
5-Piece Drawer Front
(C)(D)(M)



Caldera
Slab Drawer Front
(C)(D)(M)



Kenora
5-Piece Drawer Front
(C)(M)



Kenora
Slab Drawer Front
(C)(M)



Wendell
5-Piece Drawer Front
(C)(H)(M)(O)



Wendell
Profiled Slab Drawer Front
(C)(H)(M)(O)



Lawford
5-Piece Drawer Front
(C)(M)



Lawford
Slab Drawer Front
(C)(M)



Wells
5-Piece Drawer Front
(C)(M)



Wells
Slab Drawer Front
(C)(M)



FULL OVERLAY STYLES

(A) ALDER
(C) CHERRY
(D) MDF
(H) RUSTIC HICKORY
(M) MAPLE
(O) OAK
(R) RUSTIC ALDER



Liberty
5-Piece Drawer Front
(C)(M)



Liberty
Slab Drawer Front
(C)(M)



Carson
5-Piece Drawer Front
(A)(H)(R)



Carson
Profiled Slab Drawer Front
(A)(H)(R)



Davis
5-Piece Drawer Front
(C)(H)(M)



Davis
Slab Drawer Front
(C)(H)(M)



Selena
5-Piece Drawer Front
(A)(C)(M)



Selena
Routed Drawer Front
(A)(C)(M)



LaGrange
5-Piece Drawer Front
(C)(M)



Bluffton
5-Piece Drawer Front
(C)(M)(O)



Bluffton
Slab Drawer Front
(C)(M)(O)



Bluffton
Arch
(C)(M)(O)



Bailey
5-Piece Drawer Front
(C)(M)



Bailey
Profiled Slab Drawer Front
(C)(M)



Bailey
Arch
(C)(M)



FULL OVERLAY STYLES



Sullivan
5-Piece Drawer Front
C M



Sullivan
Profiled Slab Drawer Front
C M



Sullivan
Arch
C M



Trystan
Slab Drawer Front
C M



Loren
Slab Drawer Front
C D M

PARTIAL OVERLAY STYLES

A ALDER
C CHERRY
D MDF

H RUSTIC HICKORY
M MAPLE

O OAK
R RUSTIC ALDER



Gradon
Slab Drawer Front
C M O



Westburke
Slab Drawer Front
A H M O R



Neilson
Slab Drawer Front
C M



Hebron
Slab Drawer Front
C M O



Hebron
Arch
C M O



Crandall
Profiled Slab Drawer Front
A C H M O R



Crandall
Arch
A C H M O R



FULL OVERLAY SPECIALTY STYLES



Wixom
Slab Drawer Front
L





Tranter
Slab Drawer Front
L



Graniti
Slab Drawer Front
L



Worthen
5-Piece Drawer Front
P

	Graniti	Tranter	Wixom	Worthen
High Gloss White 			✓	
Arctic 		✓		
Icy Avalanche Linea Nightfall 	✓			✓
Antler 	✓			
Wharf 	✓			
Elk 	✓			✓
Gunstock 	✓			✓
Obsidian 		✓		

High Gloss White is available with Matching or Metallic edgebanding.



Matching



Metallic




FINISHES

Available on species as indicated. See your designer for exclusions.


D MDF
M MAPLE
O OAK

L LAMINATE
P PURESTYLE™


PAINTS *




White
D M



Coconut
D M



Icy Avalanche
D M



Dover
D M




Limestone
D M



Egret
D M



Cloud
D M



Juniper Berry
D M



Serious Gray
D M




Moonstone
D M



Maritime
D M



Foxhall Green
D M



Black
D M O

SPECIALTY LAMINATES & PURESTYLE

See chart on previous page for door and finish availability.



High Gloss White
L



Arctic
L



Icy Avalanche
Linea Nightfall
L P



Antler
L



Wharf
L



Elk
L P



Gunstock
L P

























Obsidian
L

* The door and/or drawer front center panel on Maple painted doors may be constructed of Medium Density Fiberboard (MDF), except on the Liberty door style, or when Distressing or Heirlooming is specified.








FINISHES Available on species as indicated. See your designer for exclusions.

PAINTS WITH FLOODED GLAZES *

 Icy Avalanche with Amaretto Crème <small>(M)</small>	 Icy Avalanche with Grey Stone <small>(M)</small>	 Icy Avalanche with Toasted Almond <small>(M)</small>	 Coconut with Amaretto Crème <small>(M)</small>	 Coconut with Grey Stone <small>(M)</small>	 Coconut with Toasted Almond <small>(M)</small>
 Dover with Amaretto Crème <small>(M)</small>	 Dover with Grey Stone <small>(M)</small>	 Dover with Toasted Almond <small>(M)</small>	 Egret with Amaretto Crème <small>(M)</small>	 Egret with Grey Stone <small>(M)</small>	 Egret with Toasted Almond <small>(M)</small>
 Limestone with Amaretto Crème <small>(M)</small>	 Limestone with Grey Stone <small>(M)</small>	 Limestone with Toasted Almond <small>(M)</small>	 Cloud with Amaretto Crème <small>(M)</small>	 Cloud with Grey Stone <small>(M)</small>	 Cloud with Toasted Almond <small>(M)</small>
 Serious Gray with Amaretto Crème <small>(M)</small>	 Serious Gray with Grey Stone <small>(M)</small>	 Serious Gray with Toasted Almond <small>(M)</small>	 Juniper Berry with Tidal Mist <small>(M)</small>		

STAINS

 Natural <small>ACHMOR</small>	 Sahara <small>ACHMOR</small>	 Buckskin <small>ACHMOR</small>	 Morel <small>ACHMOR</small>	 Seal <small>ACHMOR</small>	 Boardwalk <small>ACHMOR</small>
 Light <small>CHD</small>	 Cattail <small>ACMOR</small>	 Havana <small>ACHMOR</small>	 Henna <small>CM</small>	 Tundra <small>ACHMOR</small>	 Thatch <small>ACHMOR</small>
 Colt <small>ACHMOR</small>	 Grizzly <small>ACHMOR</small>	 Storm <small>CM</small>	 Chocolate <small>ACMOR</small>		

STAINS WITH FLOODED GLAZES

 Palomino <small>ACMOR</small>	 Coffee <small>ACHMR</small>	 Whiskey Black <small>ACMR</small>	 Black Forest <small>ACMOR</small>
---	---	---	---



SHEENS & TECHNIQUES



SATIN SHEEN

Our timeless original top coat features a moderate sheen which is reflective without being too glossy. Available on all stains, glazed stains, paints and glazed paints.



MATTE SHEEN

Our low sheen top coat is less reflective and absorbs more light, resulting in a softer, more muted look. Available on all stains and glazed stains. Not available on paints or glazed paints.



DISTRESSING

Unique imperfections like wormholes, chisel marks and tiny dents and dings replicate the wear found on a well-loved piece of furniture.



HEIRLOOMING

Over-sanded edges and profiles expose the underlying wood to create a naturally aged appearance, lending depth and character.



* The door and/or drawer front center panel on Maple painted doors may be constructed of Medium Density Fiberboard (MDF), except on the Liberty door style, or when Distressing or Heirlooming is specified.



STANDARD CONSTRUCTION *(shown)*

CABINET BOX

- Top and Bottom: 3/8" Thick furniture board
- Sides: 1/2" Thick furniture board
- Back: 3/8" Thick furniture board

CABINET EXTERIOR

- Sides: matching laminate*
- Wall cabinet top/bottom: Natural Maple laminate
- Back: unfinished

CABINET INTERIOR

Natural Maple laminate

DRAWERS

4-Sided, solid wood dovetail with full extension, Smart Stop™ guides

HINGES

Distinction – Quick-Release™ fully concealed, 6-way adjustable cup hinge with Smart Stop™
Vibe – Fully concealed, 6-way adjustable cup hinge with Smart Stop™.

I-BEAM BRACES

3/8" Thick furniture board

ADJUSTABLE SHELF

3/4" Thick furniture board with Natural Maple laminate and PVC edgebanding

TOEKICK

Unfinished furniture board; field-applied Toeboard required

ALL PLYWOOD CONSTRUCTION
UPGRADE AVAILABLE

Ask your designer about construction upgrade options.



VIBE™ SERIES

The basics made beautiful.™

The Diamond® Vibe™ Series
offers mainstream fashion
and must-have features
to suit your space with style.



FULL OVERLAY STYLES

- Ⓒ CHERRY
Ⓜ MAPLE
Ⓢ OAK

Ⓟ PAINTED HARDWOOD
Ⓢ STAINED HARDWOOD

Ⓛ LAMINATE
Ⓟ PURESTYLE™



Breman
5-Piece Drawer Front
Ⓒ Ⓜ Ⓟ Ⓟ



Breman
Slab Drawer Front
Ⓒ Ⓜ Ⓟ Ⓟ



Bryant
5-Piece Drawer Front
Ⓒ Ⓜ Ⓟ Ⓢ Ⓟ



Bryant
Slab Drawer Front
Ⓒ Ⓜ Ⓟ Ⓢ Ⓟ



Hurley
5-Piece Drawer Front
Ⓒ Ⓜ Ⓟ



Hurley
Profiled Slab Drawer Front
Ⓒ Ⓜ Ⓟ



Kenora
5-Piece Drawer Front
Ⓒ Ⓜ Ⓟ



Kenora
Slab Drawer Front
Ⓒ Ⓜ Ⓟ

* Exteriors are laminate that match the color of the face frame, with the exception of Black and Cherry Storm.

Door style also available in Distinction™ Series with different species and finish offering.
See details beginning on page 2.



FULL OVERLAY STYLES



Wendell**
5-Piece Drawer Front
C M O P S P



Wendell
Profiled Slab Drawer Front
C M O P S



Lawford
5-Piece Drawer Front
C M P P



Lawford
Slab Drawer Front
C M P P



Adair
5-Piece Drawer Front
C M P



Bluffton
5-Piece Drawer Front
C M O P



Bluffton
Slab Drawer Front
C M O P



Loren*
Slab Drawer Front
C M P L

PARTIAL OVERLAY STYLES

C CHERRY
M MAPLE
O OAK

P PAINTED HARDWOOD
S STAINED HARDWOOD

L LAMINATE
P PURESTYLE™



Gradon
Slab Drawer Front
C M O P



Westburke
Slab Drawer Front
C M O P S P



Neilson
Slab Drawer Front
C M P P



Hebron
Slab Drawer Front
C M O P




FULL OVERLAY SPECIALTY STYLE



Loren
Slab Drawer Front
L


SPECIALTY LAMINATES & PURESTYLE



White
LP



Coconut
LP



Icy Avalanche
LP



Limestone
LP



Egret
LP



Cloud
LP



Moonstone
LP



Maritime
LP



Ashen Strata
L



Kona
L



FINISHES


Available on species as indicated. See your designer for exclusions.

P PAINTED HARDWOOD

L LAMINATE

P PURESTYLE™

PAINTS*



White
P



Coconut
P




Icy Avalanche
P



Limestone
P



Egret
P




Cloud
P



Moonstone
P



Maritime
P



Black
P

PAINTS WITH PENNED GLAZES*



White with
Barn Wood
P



White with
Brown Sugar
P



Icy Avalanche with
Barn Wood
P



Icy Avalanche with
Brown Sugar
P



Coconut with
Barn Wood
P



Coconut with
Brown Sugar
P



Egret with
Barn Wood
P



Egret with
Brown Sugar
P



Limestone with
Barn Wood
P



Limestone with
Brown Sugar
P



Cloud with
Barn Wood
P



Cloud with
Brown Sugar
P



FINISHES

Available on species as indicated. See your designer for exclusions.

- C

CHERRY
- M

MAPLE
- O

OAK
- P

PAINTED HARDWOOD
- S

STAINED HARDWOOD
- P

PURESTYLE™
- L

LAMINATE

STAINS*



Natural
C M O



Sahara
C M O S



Cattail
C M O



Buckskin
C M O



Morel
C M O S



Colt
C M O



Henna
C M



Tundra
C M O



Thatch
C M O S



Chocolate
C M O

STAINS WITH PENNED GLAZES



Natural with
Barn Wood
M



Natural with
Brown Sugar
M



Sahara with
Barn Wood
C M



Sahara with
Brown Sugar
C M



Cattail with
Barn Wood
C M



Cattail with
Brown Sugar
C M



Buckskin with
Barn Wood
C M



Buckskin with
Brown Sugar
C M



Morel with
Barn Wood
C M



Morel with
Brown Sugar
C M



Colt with
Barn Wood
C M



Colt with
Brown Sugar
C M



Tundra with
Barn Wood
C M



Tundra with
Brown Sugar
C M



Henna with
Barn Wood
C M



Henna with
Brown Sugar
C M



Thatch with
Barn Wood
C M



Thatch with
Brown Sugar
C M



Chocolate with
Barn Wood
C M



Chocolate with
Brown Sugar
C M

*When Hardwood is stained, cabinet components, doors and/or drawer fronts may be constructed of various hardwood materials.

Make your mark.™



DISTINCTION™ SERIES

VIBE™ SERIES

1128519950
2020-03/CNV/26M