

# Diamond<sup>®</sup>

EDGE<sup>™</sup> SERIES



DOOR STYLES & FINISHES

# Diamond<sup>®</sup>

## EDGE<sup>™</sup> SERIES

**Your personal style statement.<sup>™</sup>**

Your kitchen should reflect your life, your style, and your discerning attention to detail. Bring your ideas to life with the beautiful palette of designer-inspired color and refined collection of doors from the Diamond<sup>®</sup> Edge<sup>™</sup> Series.

BROOKS Maple Juniper Berry Paint





DOOR STYLES

Ⓐ ALDER Ⓜ MAPLE Ⓢ QUARTERSAWN OAK ⓓ MDF  
Ⓒ CHERRY Ⓡ RUSTIC ALDER Ⓦ WALNUT



Brooks  
Full Overlay  
5-Piece Drawer Front  
Ⓐ Ⓒ Ⓜ Ⓡ Ⓡ Ⓦ



Brooks  
Full Overlay  
Slab Drawer Front  
Ⓐ Ⓒ Ⓜ Ⓡ Ⓡ Ⓦ



Brooks  
Inset\*  
Slab Drawer Front  
Ⓐ Ⓒ Ⓜ Ⓡ Ⓡ Ⓦ



Brooks  
Beaded Inset\*  
Slab Drawer Front  
Ⓐ Ⓒ Ⓜ Ⓡ Ⓡ Ⓦ



Daxton  
Full Overlay  
5-Piece Drawer Front  
Ⓐ Ⓒ Ⓜ Ⓡ Ⓡ Ⓦ



Daxton  
Full Overlay  
Slab Drawer Front  
Ⓐ Ⓒ Ⓜ Ⓡ Ⓡ Ⓦ



Daxton  
Inset\*  
Slab Drawer Front  
Ⓐ Ⓒ Ⓜ Ⓡ Ⓡ Ⓦ



Daxton  
Beaded Inset\*  
Slab Drawer Front  
Ⓐ Ⓒ Ⓦ Ⓡ Ⓡ Ⓦ



Karis  
Full Overlay  
5-Piece Drawer Front  
Ⓐ Ⓒ Ⓜ Ⓡ Ⓡ Ⓦ



Karis  
Full Overlay  
Slab Drawer Front  
Ⓐ Ⓒ Ⓜ Ⓡ Ⓡ Ⓦ



Karis  
Inset\*  
Slab Drawer Front  
Ⓐ Ⓒ Ⓜ Ⓡ Ⓡ Ⓦ



Karis  
Beaded Inset\*  
Slab Drawer Front  
Ⓐ Ⓒ Ⓜ Ⓡ Ⓡ Ⓦ



Caldera  
Full Overlay  
5-Piece Drawer Front  
Ⓐ Ⓒ Ⓜ Ⓡ Ⓡ Ⓦ



Caldera  
Full Overlay  
Slab Drawer Front  
Ⓐ Ⓒ Ⓜ Ⓡ Ⓡ Ⓦ



Sumner  
Full Overlay  
5-Piece Drawer Front  
Ⓐ Ⓒ Ⓜ Ⓡ Ⓡ Ⓦ



Sumner  
Full Overlay  
Slab Drawer Front  
Ⓐ Ⓒ Ⓜ Ⓡ Ⓡ Ⓦ



Gunther  
Full Overlay  
5-Piece Drawer Front  
Ⓐ Ⓒ Ⓜ Ⓡ Ⓡ Ⓦ



Gunther  
Full Overlay  
Slab Drawer Front  
Ⓐ Ⓒ Ⓜ Ⓡ Ⓡ Ⓦ



Gunther  
Inset\*  
Slab Drawer Front  
Ⓐ Ⓒ Ⓜ Ⓡ Ⓡ Ⓦ



Gunther  
Beaded Inset\*  
Slab Drawer Front  
Ⓐ Ⓒ Ⓦ Ⓡ Ⓡ Ⓦ



Langley  
Full Overlay  
5-Piece Drawer Front  
Ⓐ Ⓒ Ⓜ Ⓡ Ⓡ Ⓦ



Langley  
Full Overlay  
Slab Drawer Front  
Ⓐ Ⓒ Ⓜ Ⓡ Ⓡ Ⓦ



Langley  
Inset\*  
Slab Drawer Front  
Ⓐ Ⓒ Ⓜ Ⓡ Ⓡ Ⓦ



Langley  
Beaded Inset\*  
Slab Drawer Front  
Ⓐ Ⓒ Ⓜ Ⓡ Ⓡ Ⓦ





DOOR STYLES

**A** ALDER      **M** MAPLE      **Q** QUARTERSAWN OAK      **D** MDF  
**C** CHERRY      **R** RUSTIC ALDER      **W** WALNUT



Montgomery  
Full Overlay  
5-Piece Drawer Front  
**A C M Q R W**



Montgomery  
Full Overlay  
Slab Drawer Front  
**A C M Q R W**



Montgomery  
Inset\*  
Slab Drawer Front  
**A C M Q R W**



Montgomery  
Beaded Inset\*  
Slab Drawer Front  
**A C M Q R W**



Tackett  
Full Overlay  
5-Piece Drawer Front  
**A C M Q R W**



Tackett  
Full Overlay  
Slab Drawer Front  
**A C M Q R W**



Tackett  
Inset\*  
Slab Drawer Front  
**A C M Q R W**



Tackett  
Beaded Inset\*  
Slab Drawer Front  
**A C M Q R W**



Vesta  
Full Overlay  
5-Piece Drawer Front  
**A C M Q R W**



Vesta  
Full Overlay  
Slab Drawer Front  
**A C M Q R W**



Vesta  
Inset\*  
Slab Drawer Front  
**A C M Q R W**



Vesta  
Beaded Inset\*  
Slab Drawer Front  
**A C M Q R W**



Shona  
Full Overlay  
5-Piece Drawer Front  
**A C M Q R W**



Shona  
Full Overlay  
Slab Drawer Front  
**A C M Q R W**




Shona  
Inset\*  
Slab Drawer Front  
**A C M Q R W**




Shona  
Beaded Inset\*  
Slab Drawer Front  
**A C M Q R W**



Trystan  
Full Overlay  
Slab Drawer Front  
**A C M Q W D**



Trystan  
Inset  
Slab Drawer Front  
**D**



Trystan  
Beaded Inset  
Slab Drawer Front  
**D**




Wells  
Full Overlay  
5-Piece Drawer Front  
**A C M Q R W**



Wells  
Full Overlay  
Slab Drawer Front  
**A C M Q R W**

PAINTS\*

Available on Maple, MDF and Quartersawn Oak.



Mindful Gray




Limestone




Cloud




Juniper Berry




White




Sterling White



Icy Avalanche



Agreeable Gray




Sea Salt




Escape Gray




Coastal Plain



Retreat




Dover



Coconut



Egret



North Star



Interesting Aqua



Seaside



Abyss



Lambswool



Living Greige



Serious Gray



Distance



Maritime



Naval



Peppercorn



Moonstone



Foxhall Green



Forest Floor



Black

\*When Maple painted finishes (Paints, Sherwin-Williams or Brushed Technique) are specified, the center panels of the selected style may be constructed of Medium Density Fiberboard (MDF). MDF provides a smoother finish when painted, and is more resistant to warping, expansion, and contraction.



SHERWIN-WILLIAMS®

With more than 2000 paint colors available from the Sherwin-Williams color palette to enhance your Maple, MDF or Quartersawn Oak door style, you'll be sure to find a color that is beyond ordinary. Layer a Penned Glaze or Brushed Finish for a true artistic interpretation. Please see your designer for details and exclusions.



PENNED GLAZES FOR PAINTS\*

Shown on Maple Coconut. Available on species as indicated.  
In the penned glaze process, the glaze material is hand-applied to only the highlighted areas.



Meringue  
(M)



Nougat  
(M)



Toasted Almond  
(M)



Amaretto Crème  
(M)




Grey Stone  
(M)




Smoked Caviar  
(M)

BRUSHED FINISHES FOR PAINTS\*


Shown on Maple Coconut, available on most paints. See your designer for details.



Lakeshore  
(M)(D)




Nightfall  
(M)(D)




Timber  
(M)(D)

SPECIALTY FINISHES


Shown on Maple. Available on species as indicated.




Alpaca  
(M)(Q)(W)




Dunes  
(A)(C)(R)(Q)(W)




Driftwood  
(A)(C)(M)(R)(Q)(W)




Thicket  
(A)(C)(R)(Q)(W)




Worn Beachglass  
(M)(Q)




Beachglass  
(M)(Q)




Cigar Box  
(A)(C)(R)(Q)(W)




Balsamic Ombre  
(A)(C)(R)(W)




Cordial Ombre  
(A)(C)(R)(W)



Poppyseed  
(M)(W)



Worn Black  
(M)



Black Canyon  
(M)

\*When Maple painted finishes (Paints, Sherwin-Williams or Brushed Technique) are specified, the center panels of the selected style may be constructed of Medium Density Fiberboard (MDF). MDF provides a smoother finish when painted, and is more resistant to warping, expansion, and contraction.

STAINS

Shown on Maple Coconut. Available on species as indicated.

(A) ALDER

(M) MAPLE


(Q) QUARTERSAWN OAK

(D) MDF


(C) CHERRY

(R) RUSTIC ALDER


(W) WALNUT




Natural  
(A)(C)(M)(R)(Q)(W)




Sandpiper  
(A)(C)(M)(R)(Q)(W)




Single Malt  
(A)(C)(M)(R)(Q)(W)




Sahara  
(A)(C)(M)(R)(Q)(W)




Cattail  
(A)(C)(M)(R)(Q)(W)




Havana  
(A)(C)(M)(R)(Q)(W)




Marsala  
(A)(C)(R)(W)




Tundra  
(A)(C)(M)(R)(Q)(W)




Rodeo  
(A)(C)(M)(R)(Q)(W)




Henna  
(A)(C)(M)(R)(Q)(W)




Chocolate  
(A)(C)(M)(R)(Q)(W)




Boardwalk  
(A)(C)(M)(R)(Q)(W)




Buckskin  
(A)(C)(M)(R)(Q)(W)




Morel  
(A)(C)(M)(R)(Q)(W)




Mustang  
(A)(C)(R)(W)




Seal  
(A)(C)(R)(Q)(W)




Colt  
(A)(C)(M)(R)(Q)(W)



Boulder  
(A)(C)(M)(R)(Q)(W)



Thatch  
(A)(C)(M)(R)(Q)(W)



Stout  
(A)(C)(M)(R)(Q)(W)

STAINS WITH CERUSED FINISHES



Buckskin Brindle  
(Q)(W)



Buckskin Roan  
(Q)(W)



Morel Brindle  
(Q)(W)



Morel Roan  
(Q)(W)



Seal Brindle  
(Q)(W)




Seal Roan  
(Q)(W)




STAINS WITH FLOODED GLAZES


Available on species as indicated. In the flooded glaze process, the glaze material is sprayed onto the entire cabinet door and is then wiped off everywhere except in the highlight areas.




Ruddy  
Toasted Almond  
A C R W




Rye  
Toasted Almond  
A C M R Q W




Natural  
Toasted Almond  
A C M R W



Sandpiper  
Amaretto Crème  
A C R W




Rye  
Amaretto Crème  
C W




Marsala  
Amaretto Crème  
A C R Q W

STAINS WITH PENNED GLAZES

Shown on Maple. Available on species as indicated. In the penned glaze process, the glaze material is hand-applied to only the highlighted areas.



Natural  
Toasted Almond  
A C M R W



Natural  
Amaretto Crème  
A C M R W

- A

ALDER
- M

MAPLE
- Q

QUARTERSAWN OAK
- D

MDF
- C

CHERRY
- R

RUSTIC ALDER
- W

WALNUT

OUTSIDE EDGE DOOR PROFILE OPTIONS

Every Edge™ Series door style offers several outside edge profiles to tailor your look. It's amazing how seemingly small changes make such a drastic difference in the appearance of a door. From simple and straight to traditionally detailed, check which options are available on the styles you love and select the shape that suits your vision.



PROFILE #10



PROFILE #12



PROFILE #14



PROFILE #17



PROFILE #18



PROFILE #27

SHEEN OPTIONS

A choice in sheen can significantly alter the appearance of a door, especially those finished with medium to dark paints and stains where matte finishes are more noticeable. We have paired a Standard Sheen (top) with our new Matte Sheen (bottom) on this Brooks Cherry Mustang door to illustrate the difference. Matte Sheen is available on all paints and stains.




Standard Sheen v. Matte Sheen

AGING TECHNIQUES

TIMEWORN

This light distressing technique features random worm holes, tiny dents and light signs of wear to mimic the appearance of imperfections similar to those found on antiques.



Wormholes    Dents    Wear  
*Shown on painted finish*




Wormholes    Dents    Wear  
*Shown on stained finish*



EXTRA TIMEWORN

This more aggressive technique includes random rasped corners and edges, worm holes, mars, splits, gouges, small dings and dents for an authentically worn look.



Wormholes    Dents    Rasping    Mars & Splits  
*Shown on painted finish*



Wormholes    Dents    Rasping    Mars & Splits  
*Shown on stained finish*



HEWN

This subtle technique mimics finish wear that naturally develops over time, and features a continuous but light sand-through along the sharp profiles to highlight the distinctive details of each door and drawer front. Sand-through may vary in thickness around the perimeter of a single door and throughout the kitchen.



Light Sand-through  
*Shown on painted finish*



Light Sand-through  
*Shown on stained finish*



EXTRA HEWN

This more aggressive technique features burnished sand-through on corners and raised profiles along with sanding on sharp profiles to expose underlying wood for all species and colors in the Edge line. Unlike, Hewn, Extra Hewn is a RANDOM sand-through technique varying the number of corners and raised profiles receiving burnished sand-through and the sanding of sharp profiles. As with normal aging, the worn edges will vary within individual doors and throughout the entire room.



Aggressive Sand-through  
*Shown on painted finish*



Aggressive Sand-through  
*Shown on stained finish*





# Diamond®

**Make your mark.™**



**EDGE™ SERIES**

**Premium Semi-Custom Cabinetry**



**DISTINCTION™ SERIES**

**Semi-Custom Cabinetry**



**VIBE™ SERIES**

**Value Semi-Custom Cabinetry**

Styles, product availability and construction may vary slightly from those shown in this book due to material availability and/or design evolution. Specifications are subject to change without notice. See your designer for details.

Product photography and illustrations have been reproduced as accurately as printing technologies permit. To ensure highest satisfaction, we strongly recommend you view an actual sample for best color, wood grain and finish representation.

#### **Diamond® has a Limited Lifetime Warranty.**

For terms and conditions, please visit: [www.diamondcabinets.com/warranty](http://www.diamondcabinets.com/warranty)

**Front cover image:** KARIS Beaded Inset Maple Sterling White paint and Quartersawn Oak Driftwood stain



ANSI/KCMA A181.1



RECYCLED FIBER, MANUFACTURED WITH LOW CARBON FOOTPRINT, ENVIRONMENTAL STewardSHIP PROGRAMS, FULLY COMPLIANT WITH THE REQUIREMENTS OF LEED PROGRAM CERTIFICATION. SEE KCMA.ORG



**National Forest  
Foundation**



**Part of the  
MasterBrand™  
Family**

**[diamondcabinets.com](http://diamondcabinets.com)**

**#DiamondCabinets**

© 2020 MasterBrand Cabinets, Inc. All rights reserved.